

● [phpMyAdmin FOR WIN2k IIS 詳細安裝方法與步驟]

安裝前注意事項:

請先確認你已依照 “[PHP FOR WIN2k IIS 詳細安裝方法與步驟](#)” & ” [MySQL FOR WIN2k IIS 詳細安裝方法與步驟](#)” 完成 PHP 與 MySQL 的安裝,且可以正常的在 IIS 上執行才可依照底下的安裝步驟進行 phpMyAdmin 的安裝.

1. 下載 [phpMyAdmin-2.5.4-php.zip](#)

[phpMyAdmin-2.5.4-php.zip](#) 下載位置:

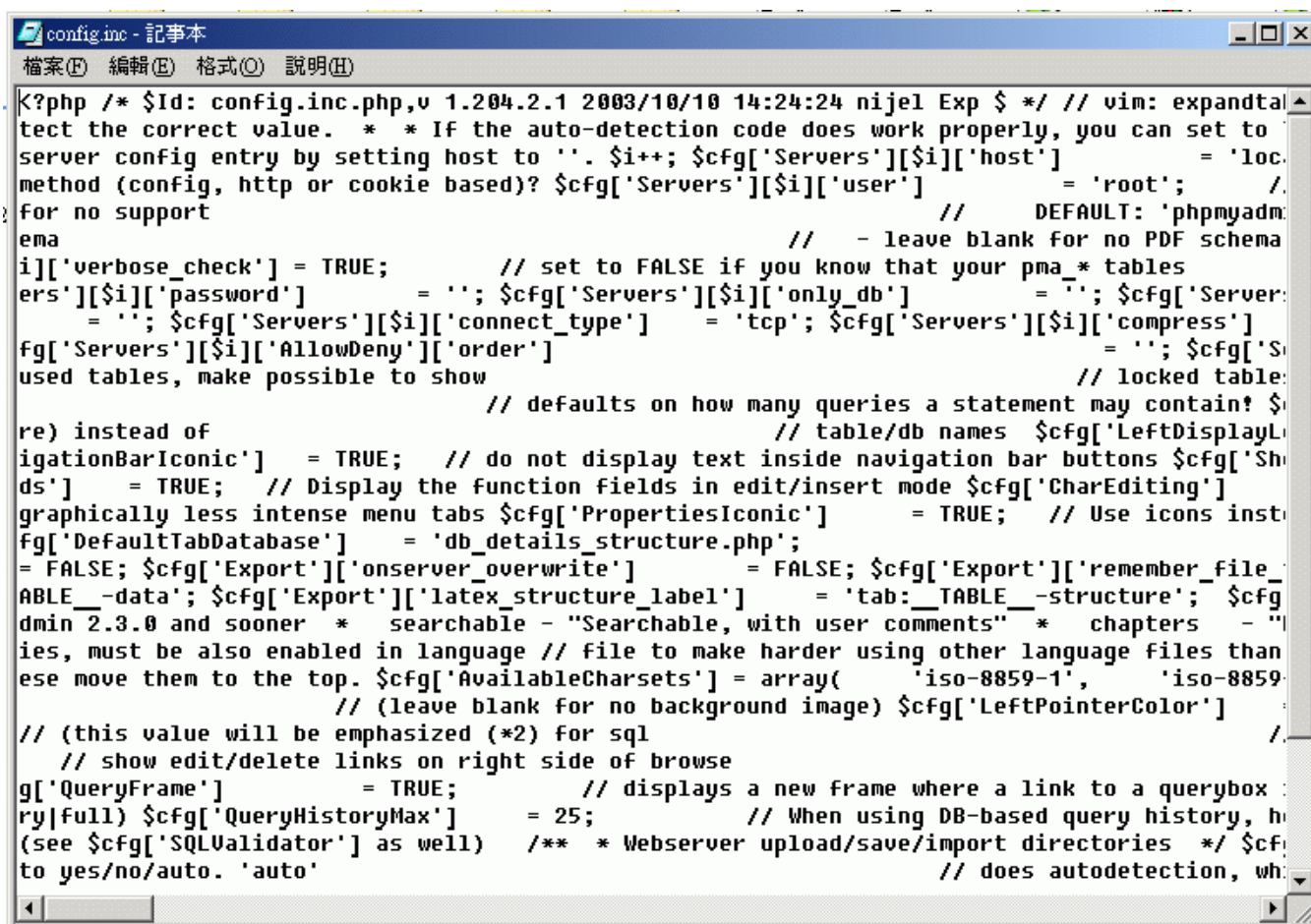
<http://keihanna.dl.sourceforge.net/sourceforge/sourceforge/phpmyadmin/phpMyAdmin-2.5.4-php.zip>

2. 在 c:\inetpub\wwwroot 下建立資料夾 [phpMyAdmin](#)

3. 解壓縮 [phpMyAdmin-2.5.4-php.zip](#) 內全部檔案至 c:\inetpub\wwwroot\phpMyAdmin

4. 請點選 [開始] -> [程式集] -> [附屬應用程式] -> [記事本],開啓

[c:\inetpub\wwwroot\phpMyAdmin\config.inc.php](#)

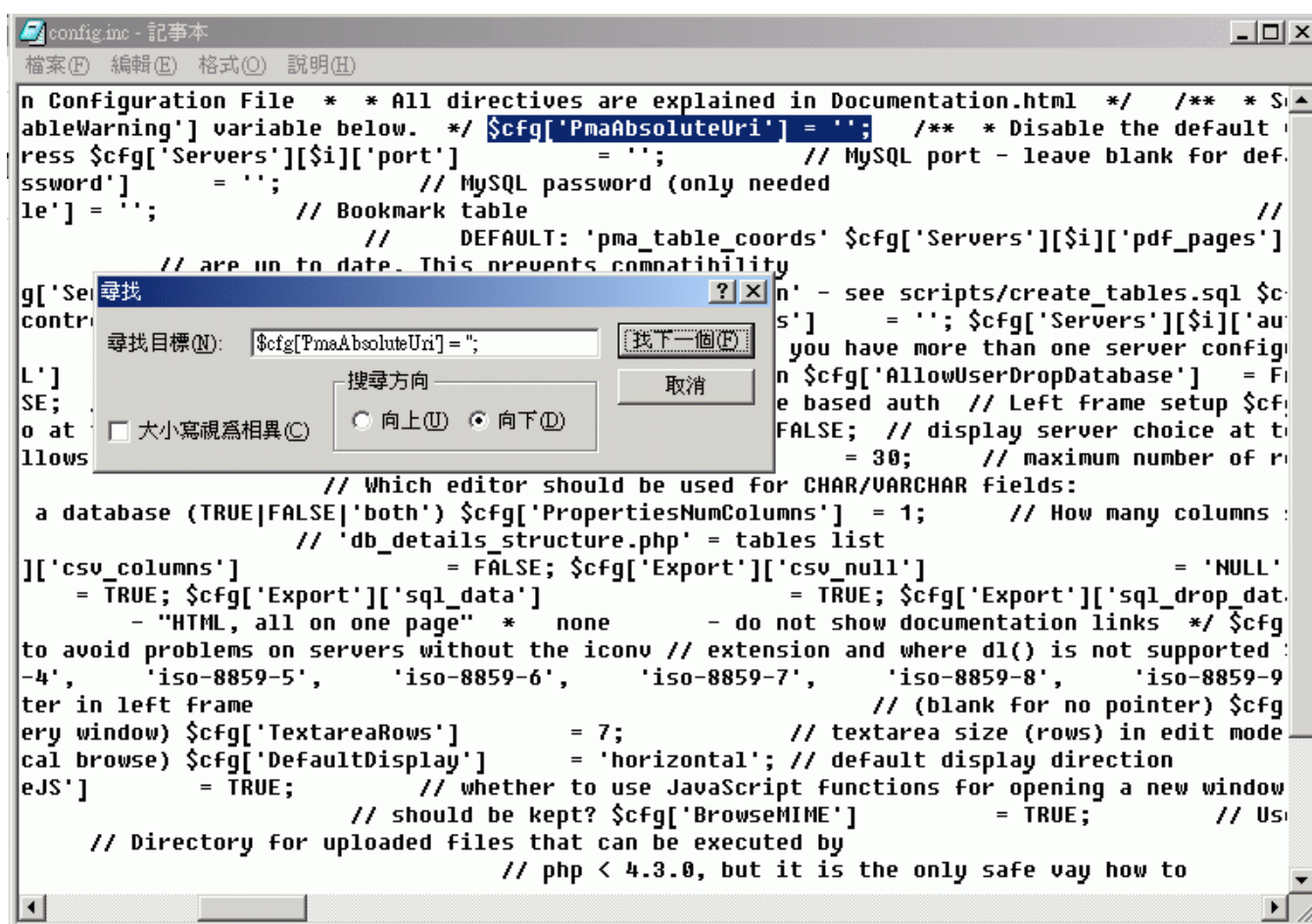


```

<?php /* $Id: config.inc.php,v 1.204.2.1 2003/10/10 14:24:24 nijel Exp $ */ // vim: expandtab
tect the correct value. * * If the auto-detection code does work properly, you can set to
server config entry by setting host to '. $i++; $cfg['Servers'][$i]['host']          = 'loc
method (config, http or cookie based)? $cfg['Servers'][$i]['user']                = 'root';    /
for no support
ema                                     // - leave blank for no PDF schema
i)['verbose_check'] = TRUE;             // set to FALSE if you know that your pma_* tables
ers'][$i]['password'] = ''; $cfg['Servers'][$i]['only_db']          = ''; $cfg['Server:
= ''; $cfg['Servers'][$i]['connect_type'] = 'tcp'; $cfg['Servers'][$i]['compress']
fg['Servers'][$i]['AllowDeny']['order'] = ''; $cfg['S
used tables, make possible to show // locked table:
// defaults on how many queries a statement may contain? $
re) instead of // table/db names $cfg['LeftDisplayL
igationBarIconic'] = TRUE; // do not display text inside navigation bar buttons $cfg['Sh
ds'] = TRUE; // Display the function fields in edit/insert mode $cfg['CharEditing']
graphically less intense menu tabs $cfg['PropertiesIconic']      = TRUE; // Use icons inst
fg['DefaultTabDatabase'] = 'db_details_structure.php';
= FALSE; $cfg['Export']['onserver_overwrite'] = FALSE; $cfg['Export']['remember_file_
ABLE__-data'; $cfg['Export']['latex_structure_label'] = 'tab: __TABLE__-structure'; $cfg
dmin 2.3.0 and sooner * searchable - "Searchable, with user comments" * chapters - "
ies, must be also enabled in language // file to make harder using other language files than
ese move them to the top. $cfg['AvailableCharsets'] = array( 'iso-8859-1', 'iso-8859
// (leave blank for no background image) $cfg['LeftPointerColor']
// (this value will be emphasized (*2) for sql
// show edit/delete links on right side of browse
g['QueryFrame'] = TRUE; // displays a new frame where a link to a querybox
ry|full) $cfg['QueryHistoryMax'] = 25; // When using DB-based query history, h
(see $cfg['SQLValidator'] as well) /** * Webserver upload/save/import directories */ $cf
to yes/no/auto. 'auto' // does autodetection, wh

```

5. 在記事本中尋找 [`$cfg['PmaAbsoluteUri'] = '';`]



6. 將找到的字串修改成 [`$cfg['PmaAbsoluteUri'] = 'http://localhost/phpMyAdmin/';`]

```

n Configuration File * * All directives are explained in Documentation.html */ /** * S
ableWarning'] variable below. */ $cfg['PmaAbsoluteUri'] = 'http://localhost/phpMyAdmin/';
// MySQL hostname or IP address $cfg['Servers'][$i]['port'] = ''; // MySQL
user $cfg['Servers'][$i]['password'] = ''; // MySQL password (only needed
g['Servers'][$i]['bookmarktable'] = ''; // Bookmark table
t // DEFAULT: 'pma_table_coords' $cf
// are up to date. This prevents compatibility
'verbose'] = ''; $cfg['Servers'][$i]['pmadb'] = ''; // 'phpmyadmin' - see :
FALSE; $cfg['Servers'][$i]['controluser'] = ''; $cfg['Servers'][$i]['controlpass']
][$i]['AllowDeny']['rules'] = array(); // If you hav
ce MySQL 3.23.30) $cfg['ShowSQL'] = TRUE; // show SQL queries as run $cfg[
AllowArbitraryServer'] = FALSE; // allow login to any user entered server in cookie base
= TRUE; // display logo at top of left frame $cfg['LeftDisplayServers'] = FALSE;
'] = FALSE; // allows to display all the rows $cfg['MaxRows'] =
= 'input'; // Which editor should be used for CHAR/
f text for the table display of a database (TRUE|FALSE|'both') $cfg['PropertiesNumColumns']
ossible values: // 'db_details_structure.php' = tables li
ate'] = TRUE; $cfg['Export']['csv_columns'] = FALSE; $cfg['Export']['csv_n
ort']['sql_structure'] = TRUE; $cfg['Export']['sql_data'] = TRU
one page per chapter" * big - "HTML, all on one page" * none - do not sho
de. // Default value is FALSE to avoid problems on servers without the iconv // extension an
'iso-8859-3', 'iso-8859-4', 'iso-8859-5', 'iso-8859-6', 'iso-8859-7',
CFFCC'; // color of the pointer in left frame
y textareas and (*1.25) for query window) $cfg['TextareaRows'] = 7; // tex
// (or at the bottom with vertical browse) $cfg['DefaultDisplay'] = 'horizontal'; // de
ays displayed. $cfg['QueryFrameJS'] = TRUE; // whether to use JavaScript func
entries // should be kept? $cfg['BrowseMIME']
addir'] = ''; // Directory for uploaded files that can be executed by
a bit expensive for // php < 4.3.0, but it is th

```

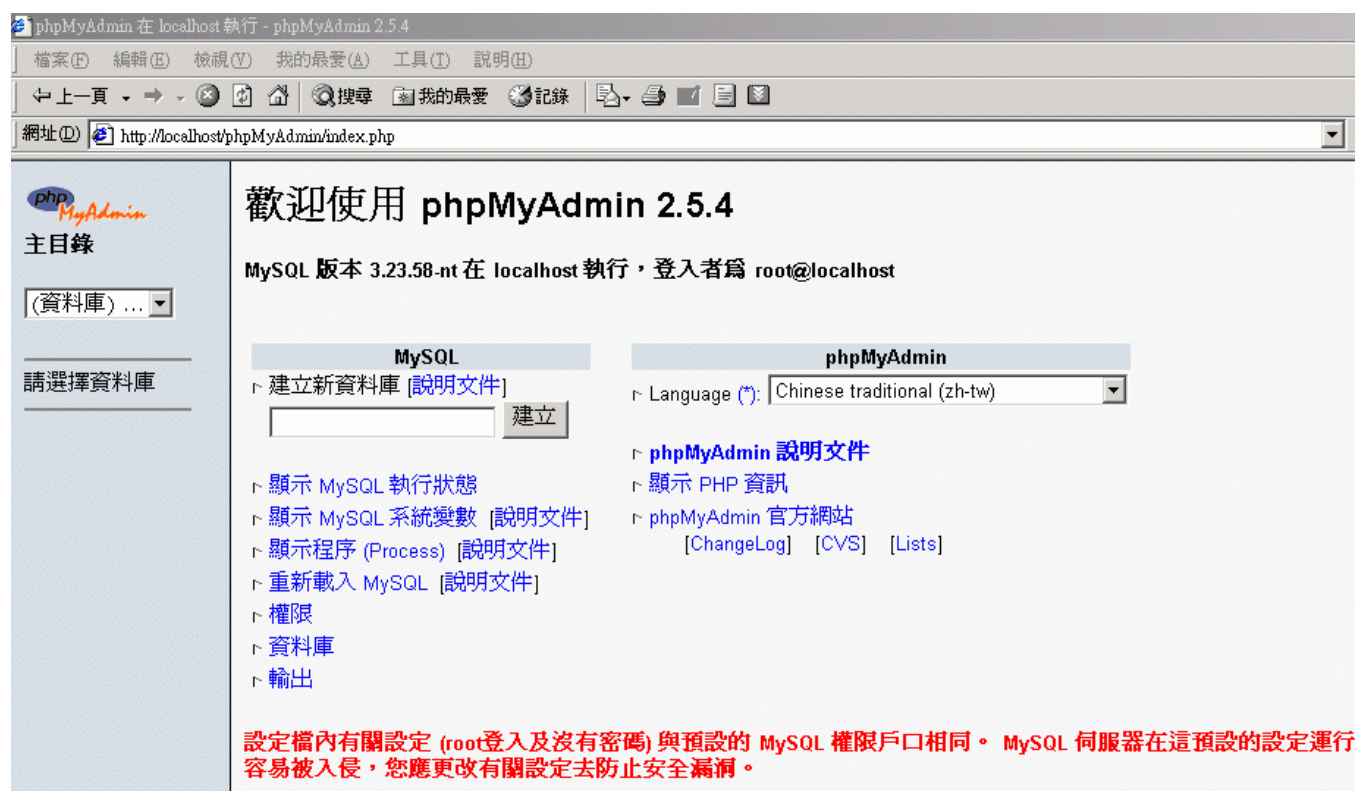
7. 接著請將檔案存檔並關閉記事本。

```

* * All directives are explained in Documentation.html */ /** * S
below. */ $cfg['PmaAbsoluteUri'] = 'http://localhost/phpMyAdmin/';
IP address $cfg['Servers'][$i]['port'] = ''; // MySQL
password $cfg['Servers'][$i]['password'] = ''; // MySQL password (only needed
bookmarktable'] = ''; // Bookmark table
// DEFAULT: 'pma_table_coords' $cf
// are up to date. This prevents compatibility
'; $cfg['Servers'][$i]['pmadb'] = ''; // 'phpmyadmin' - see :
][$i]['controluser'] = ''; $cfg['Servers'][$i]['controlpass']
][$i]['AllowDeny']['rules'] = array(); // If you hav
ce MySQL 3.23.30) $cfg['ShowSQL'] = TRUE; // show SQL queries as run $cfg[
AllowArbitraryServer'] = FALSE; // allow login to any user entered server in cookie base
= TRUE; // display logo at top of left frame $cfg['LeftDisplayServers'] = FALSE;
'] = FALSE; // allows to display all the rows $cfg['MaxRows'] =
= 'input'; // Which editor should be used for CHAR/
f text for the table display of a database (TRUE|FALSE|'both') $cfg['PropertiesNumColumns']
ossible values: // 'db_details_structure.php' = tables li
ate'] = TRUE; $cfg['Export']['csv_columns'] = FALSE; $cfg['Export']['csv_n
ort']['sql_structure'] = TRUE; $cfg['Export']['sql_data'] = TRU
one page per chapter" * big - "HTML, all on one page" * none - do not sho
de. // Default value is FALSE to avoid problems on servers without the iconv // extension an
'iso-8859-3', 'iso-8859-4', 'iso-8859-5', 'iso-8859-6', 'iso-8859-7',
CFFCC'; // color of the pointer in left frame
y textareas and (*1.25) for query window) $cfg['TextareaRows'] = 7; // tex
// (or at the bottom with vertical browse) $cfg['DefaultDisplay'] = 'horizontal'; // de
ays displayed. $cfg['QueryFrameJS'] = TRUE; // whether to use JavaScript func
entries // should be kept? $cfg['BrowseMIME']
addir'] = ''; // Directory for uploaded files that can be executed by
a bit expensive for // php < 4.3.0, but it is th

```

8.請打開瀏覽器,網址輸入 <http://localhost/phpMyAdmin/index.php> 看看是否有以下畫面:



9.恭喜你,已經在 Win2k IIS 伺服器上完成 phpMyAdmin 的安裝,你的 IIS 伺服器已經可以運行 phpMyAdmin 管理程式了!!

[眾至資訊股份有限公司 -- C.M.L 2004/03/19]